






# Compact Refrigerators



# COMPACT Refrigerators



Model	PS09322	PS09331	PS09348
Total Capacity	1.6 Cu.Ft	2.6 Cu.Ft	3.2 Cu.Ft
Color	Black	White	Stainless Steel
Shelf Type	Wire	Glass	Glass
Defrost	Manual	Manual	Manual
Reversible Door	Yes	Yes	Yes
Lock	Optional	Optional	Optional
Cooling Type	Compressor	Compressor	Compressor
Certification	ETL	ETL	ETL
Energy Star Qualified			
40 HQ	574	428	345



## COMPACT Refrigerators



Model	PS09371(L)	PS09352(L)	PS09359
Total Capacity	4.0 Cu.Ft	4.1 Cu.Ft	4.4 Cu.Ft
Color	White	White	Black
Shelf Type	Glass	Glass	Glass
Defrost	Manual	Manual	Manual
Reversible Door	Yes	Yes	Yes
Lock	Optional	Optional	Optional
Cooling Type	Compressor	Compressor	Compressor
Certification	N/A	N/A	ETL
Energy Star Qualified	N/A	N/A	
40 HQ	276	236	274

## COMPACT Refrigerators



Model	PS09376	PS09351(L)	PS09361
Total Capacity	4.5 Cu.Ft	4.6 Cu..Ft	3.2 Cu.Ft
Color	Stainless Steel	White	Black
Shelf Type	Glass	Glass	Glass
Defrost	Manual	Manual	Manual
Reversible Door	Yes	Yes	Yes
Lock	Optional	Optional	Optional
Cooling Type	Compressor	Compressor	Compressor
Certification	ETL	N/A	ETL
Energy Star Qualified		N/A	
40 HQ	227	251	288

# COMPACT Refrigerators

## Glass Door



**PS09364**


## Retro



**PS09363**



**PS09353**

Model	PS09364	PS09363	PS09353
Total Capacity	3.2 Cu.Ft	3.2 Cu.Ft	4.2 Cu.Ft
Color	Glass Door	Black Retro Style	Red Retro Style
Shelf Type	Glass	Glass	Glass
Defrost	Manual	Manual	Manual
Reversible Door	Yes	Yes	Yes
Lock	Optional	Optional	Optional
Cooling Type	Compressor	Compressor	Compressor
Certification	UL	ETL	ETL
Energy Star Qualified	N/A		DOE
40 HQ	330	288	240